

## Highline College 2019 Annual Saving Summary

Annual Electrical Savings	5,100,411 kWh/yr
Annual Gas Savings	(22,350) Therms/yr
<b>Annual Cost Savings</b>	<b>\$436,265 Dollars/yr</b>



Weather Adjusted Electrical and Gas Savings Summary from 7/18/2018 thru 7/18/2019  
 Baseline year 7/20/2011 thru 7/18/2012

### Saving Summary from 2011 to Date

Total Electrical Savings	31,865,302 kWh Saved Since 2011
Total Gas Savings	(270,477) Therms Saved Since 2011
<b>Total Cost Savings</b>	<b>\$2,578,178 Dollars Saved Since 2011</b>

**Rebates & Grants:** \$ 2,639,084 ESCO Rebates and Grants Secured to Date

**ESCO Projects:** \$ 9,961,620 ESCO Projects Contracted to Date

**Addressed Failing Infrastructure and Maintenance Needs**

### 2019 CONSERVATION EQUIVALENCIES:

**Metric Tons of Carbon Saved: 2,381**



**Acres of Trees Planted: 590**  
 Based on 2019 Savings



**Gallons of Gasoline Saved<sup>2</sup>: 584,399**



**Tons of Coal Saved<sup>3</sup>: 8,565,091**

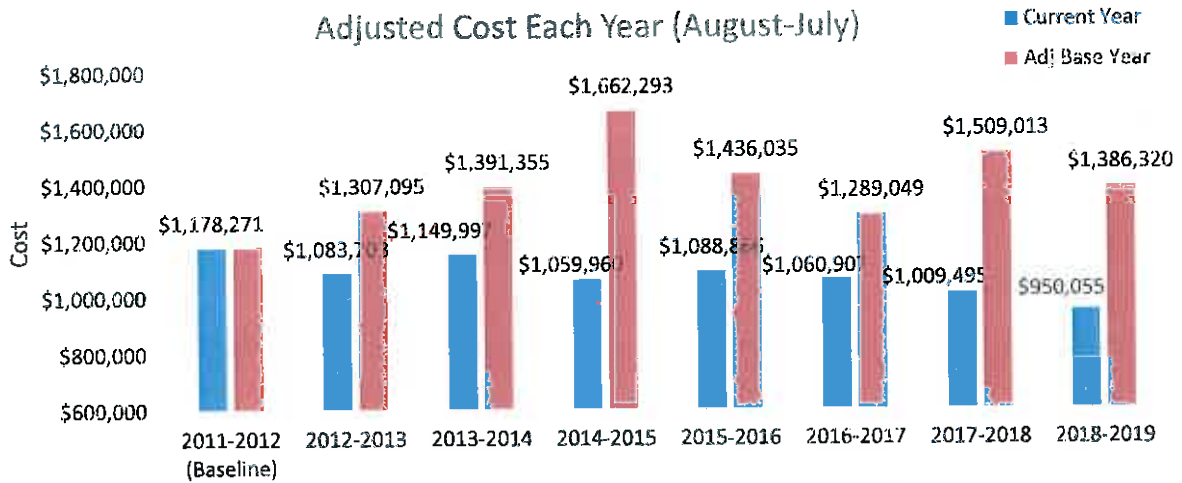
**Notes:**

1. One ton of CO<sub>2</sub> occupies 19,642ft<sup>3</sup> of volume the equivalent of a sphere with a diameter of 33ft.
2. Calculated using EIA Table 7.3 2018 (139,762 Btu/Gal).
3. Calculated using EIA Table 7.3 2018 (9,536 Btu/Pound).

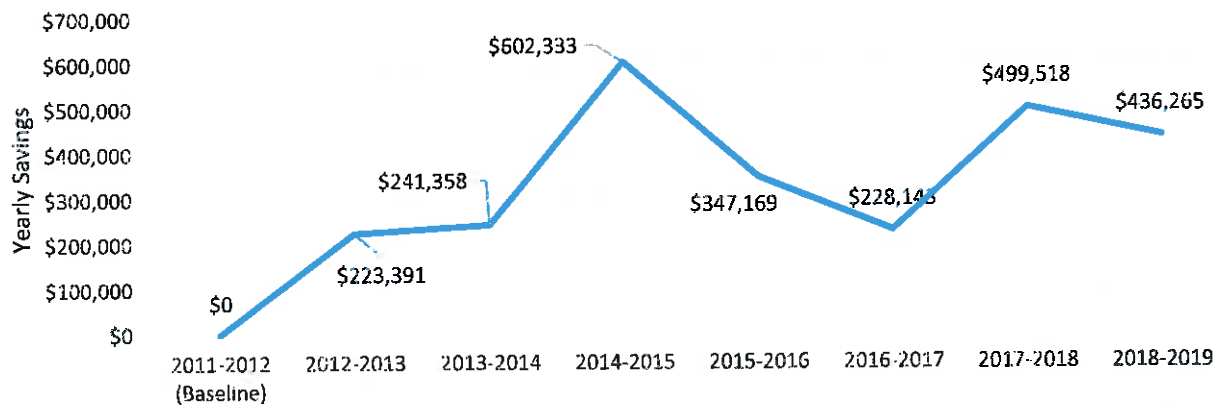
**References:**

1. DES Energy Program – Environmental Impact/Emissions Reductions Associated with Energy Efficiency Improvements or Renewable Electricity Production, 2/9/2016.
2. Energy Information Administration (2008 to 2018) Table 7.3 Average Quality of Fossil Fuel Receipts for the Electric Power Industry. [https://www.eia.gov/electricity/annual/html/epa\\_07\\_03.html](https://www.eia.gov/electricity/annual/html/epa_07_03.html)

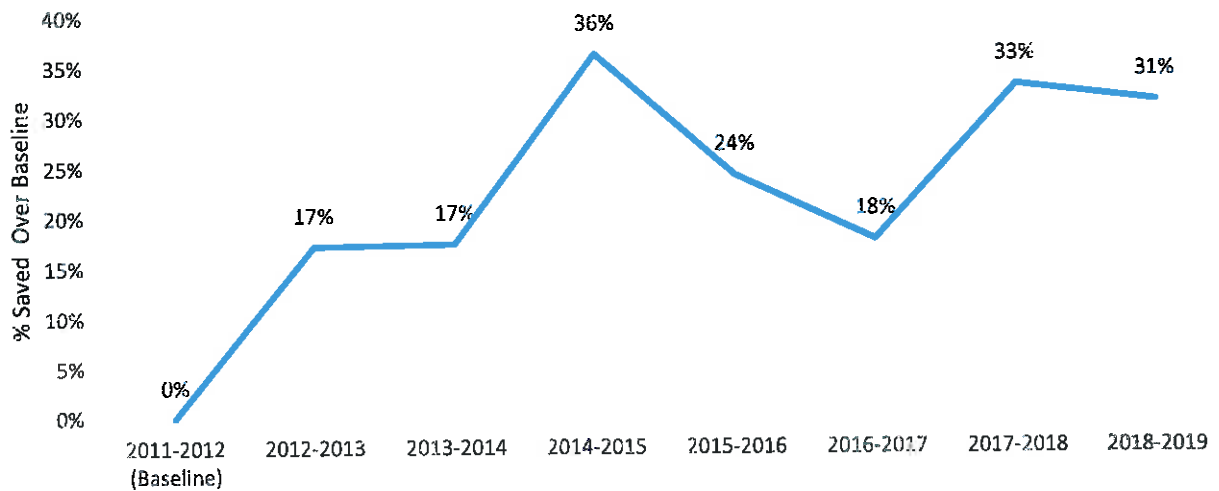
### Adjusted Cost Each Year (August-July)



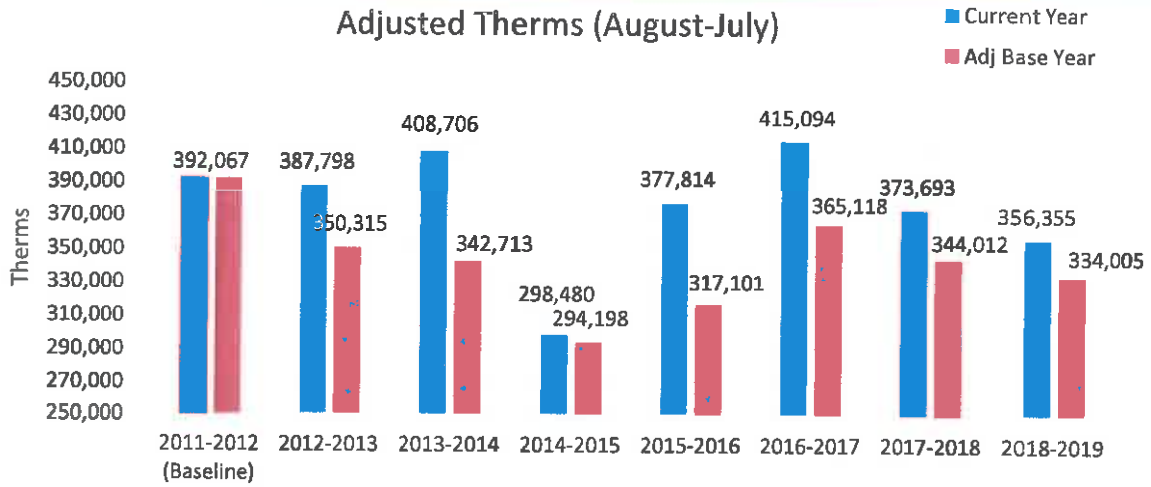
### Adjusted Savings Each Year (August-July)



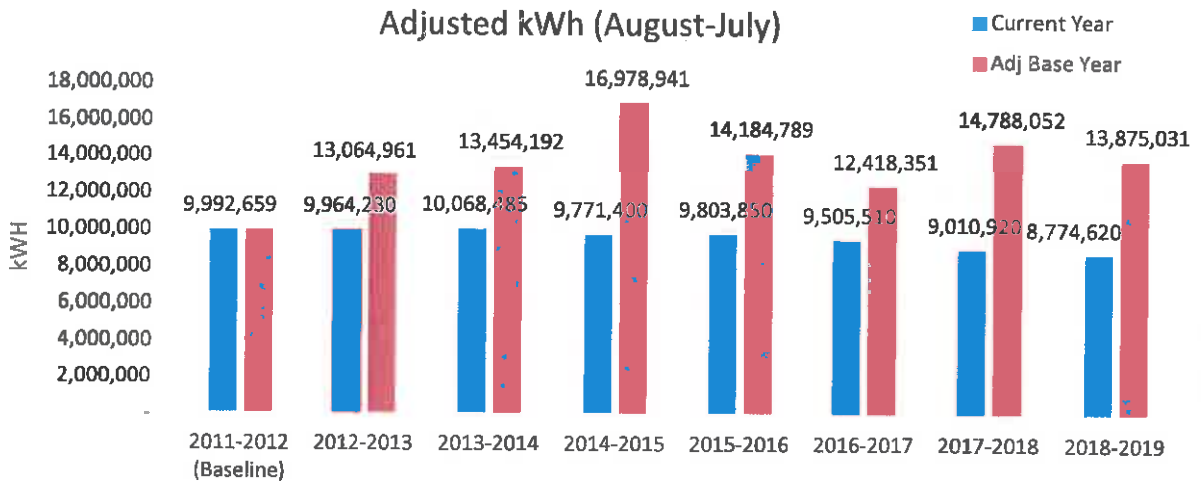
### % Saved Over Baseline



### Adjusted Therms (August-July)



### Adjusted kWh (August-July)



### Adjusted kBtu (August-July)

